

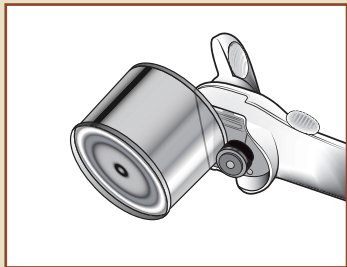
BELLEMAIN
STAINLESS STEEL
CAN OPENER
NO SHARP EDGES

QUALITY GUARANTEE
BELLEMAIN QUALITY

Easy open. Safe disposal.

So, you've never used a can opener like ours. We'll win you over.

Here's how you work it:



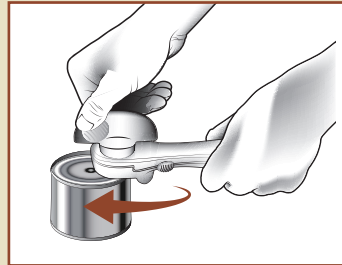
(1) Align and Lock.
Holding the can opener flat, align the wheel to the can, and turn the knob clockwise until it grips the can.

Scan here for a video showing correct use:



Distributed by:
EPI Inc.
Brick NJ 08726
thebellemain.com

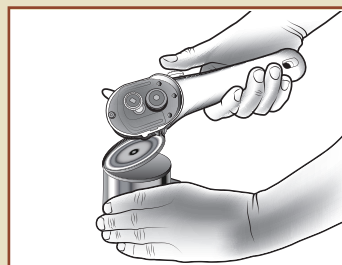
EASY OPEN



(2) Twist.
Turn the knob clockwise for a full rotation. Stop when there is no longer resistance.



(3) Release.
Turn the knob counterclockwise slightly to release the can. The can will appear closed.



(4) Grip and Lift.
Push the side button on the can opener, pinch the lid and lift off.